


# SMALL INSTRUMENT BOOK



**POSTURE AND BREATHING**

This is arguably the most important. Posture and breathing. Without proper air support and a solid sitting position the instrument will never produce a good sound. Listen to your director and take notes.



The Qualities of Good Posture

---

---

---

---

---

---

---

---

---

---

The Qualities of Proper Breathing

---

---

---

---

---

---

---

---

---

---

**EMBOUCHURE**

Step Two! We are going to take our first giant leap into playing our instruments! Every ones set up is different. Pay attention and write the key words your director says for your instrument.



Describe the characteristics of the corners of your mouth.

---

---

---

---

---

Describe of the lip shape.

---

---

---

---

---

Describe characteristics of the bottom lip and chin.

---

---

---

---

---

List other factors to your embouchure.

---

---

---

---

---

---

---

---

---

---

Separating Notes with your Tongue

---

---


---

---

---

**SMALL INSTRUMENT**

Step Three: Every small instrument makes it's own pitch. Listen to your director and write down the note.







Flute Tonguing

Syllable:

Clarinet Tonguing

Syllable:







Saxophone Tonguing

Syllable:

Trumpet Tonguing

Syllable:



Trombone Tonguing


Syllable:

SMALL INSTRUMENT

We need to perfect our tone through the use of The Block Note! Also our small instruments create a pitch lets use them using a tuner. Remember to breathe!



THE BLOCK NOTE



Characteristics of the front of the note!

Characteristics of the middle of the note!

Characteristics of the release!



**Recommended Tuner Apps**

Tonal Energy , Bandmate, Cleartune



SMALL INSTRUMENT RHYTHM 1




SMALL INSTRUMENT RHYTHM 2



SMALL INSTRUMENT RHYTHM 3



SMALL INSTRUMENT RHYTHM 4



SMALL INSTRUMENT RHYTHM 5



SMALL INSTRUMENT RHYTHM 6




SMALL INSTRUMENT RHYTHM 7



SMALL INSTRUMENT RHYTHM 8



SMALL INSTRUMENT RHYTHM 9




SMALL INSTRUMENT RHYTHM 10




SMALL INSTRUMENT RHYTHM 11



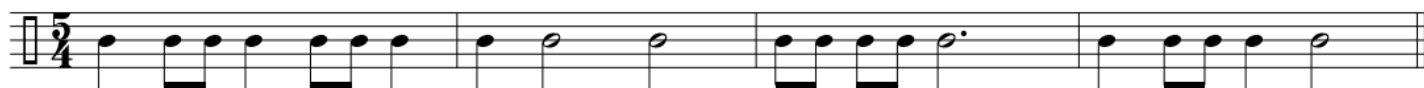
SMALL INSTRUMENT RHYTHM 12




## SMALL INSTRUMENT RHYTHM 13



## SMALL INSTRUMENT RHYTHM 14




## SMALL INSTRUMENT RHYTHM 15



## SMALL INSTRUMENT RHYTHM 16



## SMALL INSTRUMENT RHYTHM 17



## SMALL INSTRUMENT RHYTHM 18

